



Writing In Year 1 at The Hermitage Infant School



End of year expectations for Year One






Writing

- Spell words containing each of the 40+ phonemes already taught
- Spell common exception words - a word spelt in an unusual or uncommon way
- Spell the days of the week
- Naming the letters of the alphabet in order
- Sequence sentences to form short narratives
- Add prefixes and suffixes: -s, -es, -un, -ing, -ed, -er, -est
- Write from memory simple sentences
- Re-read what they have written to check that it makes sense
- Leave finger spaces between words
- Join words and joining clauses using 'and'
- Begin to form lower-case letters in the correct direction, starting and finishing in the right place



The Power of Reading

- Power of Reading scheme used for several of our texts in the year.
- This develops skills through a love of reading.
- Children understand how stories develop.
- Close look at character descriptions.
- Opportunities to write a range of genres; letters, newspapers, diaries, stories, character descriptions, leaflets and recounts.





Writing Symbols

The Hermitage Infant School Writing Symbols are used cross-curricular throughout KS1. Each of these symbols represent a skill that your child will be taught in line with the National Curriculum. These symbols will appear on your child's Five Finger Check and on their Learning Strips.

This develops independence within the children as they can easily check over their learning and make any necessary edits.

Editing writing is an important part of the writing curriculum and is a skill needed through a school career.



Finger
space



Full stop



Writing on the
line



Capital
letter



Handwriting and Letter and Formation

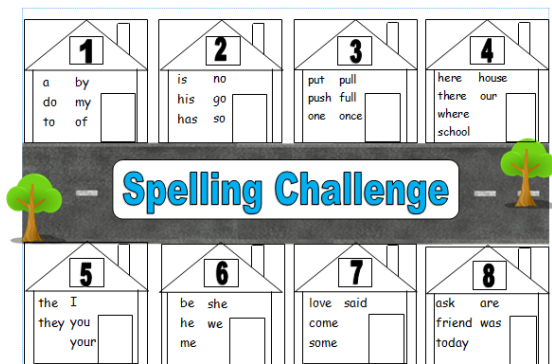
- We follow a cursive handwriting policy at the infant school.
- Your child will be taught and encouraged to join letters together to form words
- Children will have daily handwriting practise in a handwriting book using the programme Letter-Join
- You can access Letter-Join at home to support handwriting practice.
- Username: eg5510
- Password: home





Spelling Houses

Throughout Year 1 we will be focusing on the spelling houses. Please help your child to learn these spellings by practicing these at home with them.



You can find a copy of the Spelling houses on Seesaw. QR codes will be given out soon, if not already received.

We will teach half a spelling house over the course of the week, and they will have a quiz on them on a Friday. At the end of the two weeks, we will have a spelling quiz in class which will include the whole spelling house.

Starting spelling house 1 = 23/9/24, First test = 3/10/24



Handy Hints and Resources

- **Purposeful writing at home**, this can include making shopping lists, writing letters to family members, writing recipes, diaries, holiday journals, writing to Father Christmas, post cards, role play (doctors notes, bus tickets etc). This is where you can really see the learning that your child has embedded.
- Teaching the spelling of the days of the week and spelling houses.
- **Reading and phonics** - these aid writing hugely as children can use their sounds in their writing.
- Spelling of high frequency and common exception words in order to aid writing (red words).
- Throughout the year, speak to your class teacher about your child's writing, any questions and what you can do to help.